

# S.C.S. Commodities/OTC Corp

Natural Gas Swaps/Options/Futures OTC Desk: (646) 825-3880

[www.scscommodities.com](http://www.scscommodities.com)

## 02/22/10 Natural Gas Options Trading Summary

<b>Volume Traded</b> Source: NYMEX	<b>LN Open Outcry Volume:</b>		<b>ON Open Outcry Volume:</b>	
			<b>ON Globex Volume:</b>	
	<b>LN PNT Volume:</b>		<b>ON PNT Volume:</b>	
<b>March Open Interest</b>	<b>ON Calls: 36,445 (-197)</b>	<b>May Open Interest</b>	<b>ON Calls: 20,579 (-25)</b>	
	<b>ON Puts: 21,356 (-937)</b>		<b>ON Puts: 10,070 (+60)</b>	
	<b>LN Calls: 349,706 (+3,565)</b>		<b>LN Calls: 200,795 (+1,651)</b>	
	<b>LN Puts: 243,227 (-641)</b>		<b>LN Puts: 160,249 (+2,900)</b>	
<b>April Open Interest</b>	<b>ON Calls: 36,573 (+307)</b>	<b>June Open Interest</b>	<b>ON Calls: 15,213 (-14)</b>	
	<b>ON Puts: 19,991 (+342)</b>		<b>ON Puts: 12,663 (+45)</b>	
	<b>LN Calls: 312,131 (+16,093)</b>		<b>LN Calls: 167,354 (+530)</b>	
	<b>LN Puts: 253,754 (+3,831)</b>		<b>LN Puts: 97,305 (+265)</b>	

Source: NYMEX

<u>TICKER</u>	<u>STRIKE</u>	<u>STR BID</u>	<u>STR ASK</u>	<u>B VOL</u>	<u>A VOL</u>	<u>M STD/DAY</u>
NG H10	490	9.5	12.5	33	43	11.6
NG J10	490	49.0	52.0	41.75	44	13.1
NG K10	500	67.5	70.5	40.25	42	12.9
NG M10	505	79.5	82.5	39.25	40.6	12.6
NG N10	515	94.0	97.0	39.5	40.75	12.9
NG Q10	520	109.5	112.5	40.7	41.75	13.4
NG U10	520	126.5	129.5	43	44	14.1
NG V10	530	145.0	148.0	44.8	56.8	16.8
NG X10	560	148.0	151.0	40.75	41.6	14.4
NG Z10	590	150.0	153.0	37	37.9	13.8
NG F11	615	160.0	163.0	35.8	36.4	13.9
NG G11	610	166.0	169.0	35.7	36.4	13.7
NG H11	600	172.0	175.0	36.3	37	13.7
NG J11	555	147.0	150.0	32.1	32.8	11.3
NG K11	550	147.0	150.0	31.1	32	10.8
NG M11	555	152.0	156.0	31	31.8	10.9
NG N11	560	156.0	160	30.5	31.4	10.8
NG Q11	565	163.0	167	30.8	31.6	11.0
NG U11	570	173.0	177	31.5	32.2	11.3
NG V11	575	190.5	192	32.15	33	11.7
NG X11	610	192.0	196	31.1	32	12.0
NG Z11	640	198.0	199	29.8	30	12.0
NG F12	660	201.0	205	28.75	29.4	12.0

**02/22/10 Natural Gas Futures Trading Summary**

Volumes Traded		Source: NYMEX	
NYMEX Open Outcry Volume		Yesterday's Open Interest	800,384
NYMEX Globex Volume			
NYMEX PNT Volume (Includes ClearPort, EFP, and Block Volumes)		Change in Open Interest	+9,596
Henry Hub Swap (NN) Trading Volume			
Henry Hub Penultimate Swap (NP) Volume			
March Open Interest (NG)		35,064 (-11,664)	
April Open Interest (NG)		168,588 (+10,021)	
May Open Interest (NG)		138,612 (+1,133)	
March NN Open Interest (NN)		125,559 (-5,018)	
April NN Open Interest (NN)		227,752 (+106)	
May NN Open Interest (NN)		202,424 (+10,593)	

NG Futures Spread Grid													Source: NYMEX	
	J0	K0	M0	N0	Q0	U0	V0	X0	Z0	F1	G1	H1	J1	K1
<b>H0</b>	-18	-82	-157	-232	-288	-320	-410	-715	-1033	-1262	-1227	-1077	-672	-647
<b>J0</b>		-64	-139	-214	-270	-302	-392	-697	-1015	-1244	-1209	-1059	-654	-629
<b>K0</b>			-75	-150	-206	-238	-328	-633	-951	-1180	-1145	-995	-590	-565
<b>M</b>				-75	-131	-163	-253	-558	-876	-1105	-1070	-920	-515	-490
<b>H10</b>	4895			<b>N0</b>	-56	-88	-178	-483	-801	-1030	-995	-845	-440	-415
<b>J10</b>	4913		<b>H/J</b>	-18	<b>Q0</b>	-32	-122	-427	-745	-974	-939	-789	-384	-359
<b>K10</b>	4977		<b>J/K</b>	-64	<b>U0</b>		-90	-395	-713	-942	-907	-757	-352	-327
<b>M10</b>	5052		<b>K/M</b>	-75	<b>V0</b>			-305	-623	-852	-817	-667	-262	-237
<b>N10</b>	5127		<b>M/N</b>	-75	<b>X0</b>				-318	-547	-512	-362	43	68
<b>Q10</b>	5183		<b>N/Q</b>	-56	<b>Z0</b>					-229	-194	-44	361	386
<b>U10</b>	5215		<b>Q/U</b>	-32	<b>F</b>						35	185	590	615
<b>V10</b>	5305		<b>U/V</b>	-90	<b>G1</b>							150	555	580
<b>X10</b>	5610		<b>V/X</b>	-305	<b>H1</b>								405	430
<b>Z10</b>	5928		<b>X/Z</b>	-318	<b>J1</b>									25
<b>F11</b>	6157		<b>Z/F</b>	-229	<b>K1</b>									
<b>G11</b>	6122		<b>F/G</b>	35										
<b>H11</b>	5972		<b>G/H</b>	150										
<b>J11</b>	5567													
<b>K11</b>	5542													
<b>M11</b>	5587													
<b>N11</b>	5650													
<b>Q11</b>	5705													

**Natural Gas Settlement Data**

Source: NYMEX

Calendar Averages						
	2011	2012	2013	2014	2015	2016
<b>TODAY</b>	5866	6128	6326	6532	6751	6960
<b>LAST</b>	5902	6129	6312	6516	6735	6944
<b>CHANGE</b>	-37	-1	14	16	16	16
	2017	2018	2019	2020	2021	2022
<b>TODAY</b>	7165	7369	7578	7788	8008	8234
<b>LAST</b>	7149	7353	7562	7772	7992	8218
<b>CHANGE</b>	16	16	16	16	16	16

Strips			
<b>J10-V10</b>	5110	<b>X10-H11</b>	5958
<b>J11-V11</b>	5661	<b>X11-H12</b>	6411
<b>J12-V12</b>	5872	<b>X12-H13</b>	6606
<b>J13-V13</b>	6066	<b>X13-H14</b>	6807
<b>J14-V14</b>	6274	<b>X14-H15</b>	7026
<b>J15-V15</b>	6494	<b>X15-H16</b>	7240
<b>J16-V16</b>	6701	<b>X16-H17</b>	7448
<b>J17-V17</b>	6904	<b>X17-H18</b>	7657
<b>J18-V18</b>	7104	<b>X18-H19</b>	7865
<b>J19-V19</b>	7307	<b>X19-H20</b>	8104
<b>J20-V20</b>	7501		

Spot-Red		Red-Blue	
<b>H</b>	-1077	<b>H</b>	-388
<b>J</b>	-654	<b>J</b>	-223
<b>K</b>	-565	<b>K</b>	-208
<b>M</b>	-535	<b>M</b>	-208
<b>N</b>	-523	<b>N</b>	-210
<b>Q</b>	-522	<b>Q</b>	-205
<b>U</b>	-520	<b>U</b>	-210
<b>V</b>	-535	<b>V</b>	-215
<b>X</b>	-495	<b>X</b>	-195
<b>Z</b>	-477	<b>Z</b>	-185
<b>F</b>	-458	<b>F</b>	-185
<b>G</b>	-448	<b>G</b>	-210

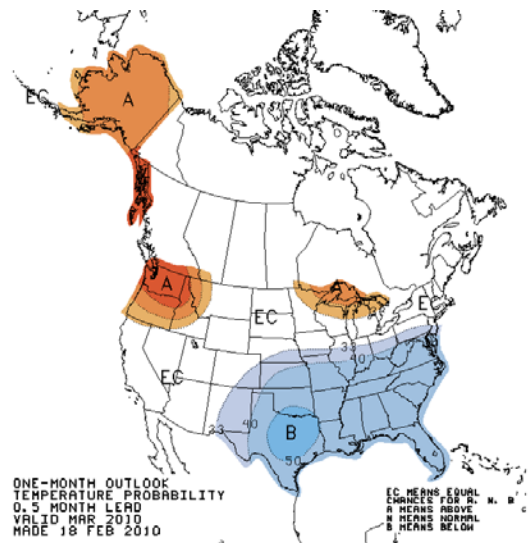
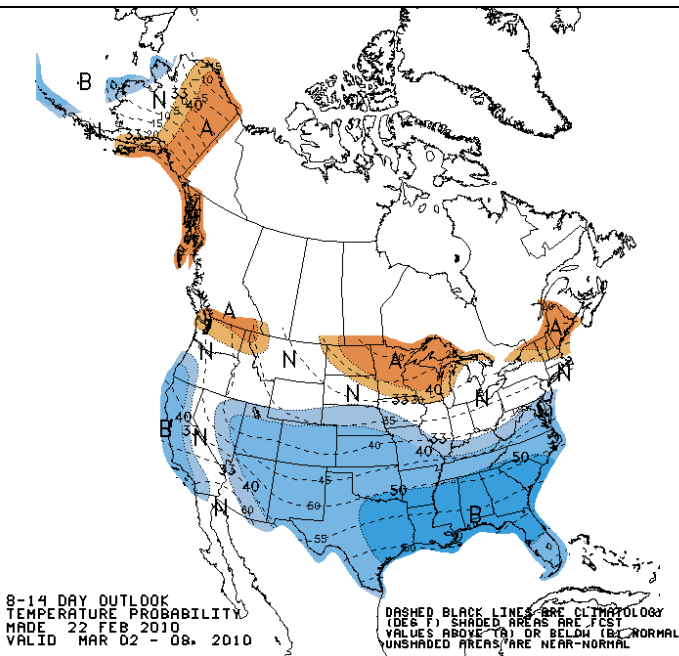
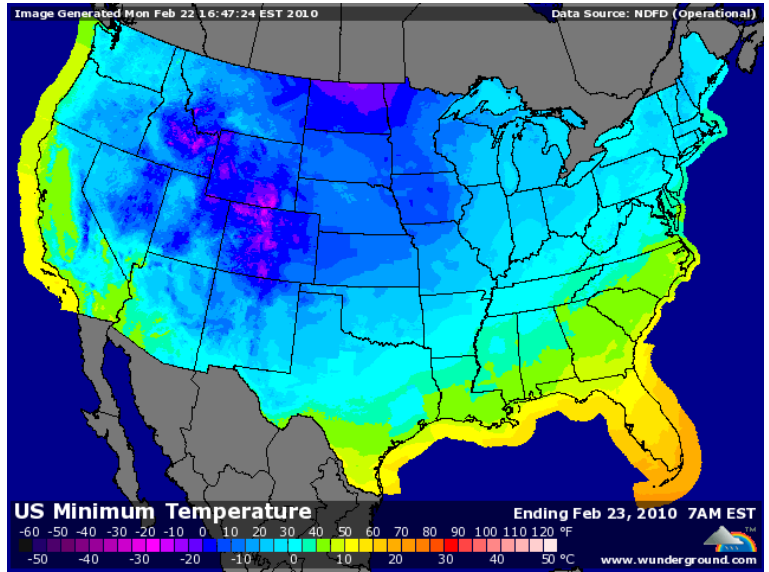
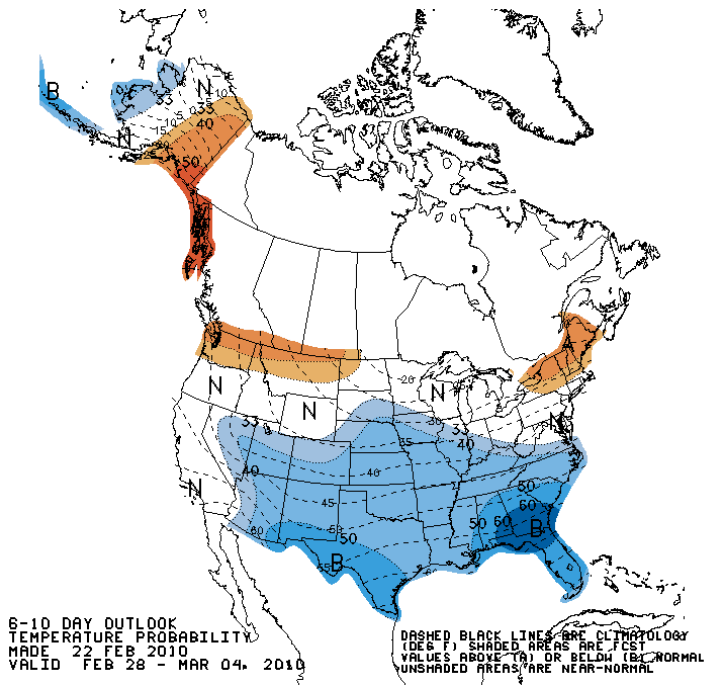
Spreads			
		<b>H10/J10</b>	-18
<b>V10/F11</b>	-852	<b>H11/J11</b>	405
<b>V11/F12</b>	-775	<b>H12/J12</b>	570
<b>V12/F13</b>	-745	<b>H13/J13</b>	580
<b>V13/F14</b>	-740	<b>H14/J14</b>	585
<b>V14/F15</b>	-740	<b>H15/J15</b>	590
<b>V15/F16</b>	-740	<b>H16/J16</b>	600
<b>V16/F17</b>	-745	<b>H17/J17</b>	610
<b>V17/F18</b>	-760	<b>H18/J18</b>	630
<b>V18/F19</b>	-775	<b>H19/J19</b>	640
<b>V19/F20</b>	-810	<b>H20/J20</b>	680

High-Low-Settle			
	Mar	Apr	May
<b>HI</b>	4977	5000	5066
<b>LO</b>	4841	4860	4924
<b>ST</b>	4895	4913	4977
Resistance and Support			
	Mar	Apr	May
<b>2R</b>	5040	5064	5131
<b>1R</b>	4968	4989	5054
<b>PIVOT</b>	4904	4924	4989
<b>1S</b>	4832	4849	4912
<b>2S</b>	4768	4784	4847

E.I.A. Estimated Working Gas In Storage (Released February 18, 2009)							Source: Dept. of Energy	
Region	Stocks in Bcf			Historical Comparisons				
	02.12.10	02.05.10	Change	Year Ago (2.12.09)		5 Year Average		
				Stocks (Bcf)	% Change	Stocks (Bcf)	% change	
East	1,030	1,135	-105	951	8.3	1,048	-1.7	
West	322	344	-22	314	2.5	270	19.3	
Producing	673	736	-63	735	-8.4	655	2.7	
Total	2,025	2,215	-190	1,999	1.3	1,972	2.7	

Natural Gas <u><i>NYMEX</i></u> Futures Positions As Of February 16 (via CFTC Weekly Report)									
	Non-Commercial			Commercial		Total		Non-Reportable Positions	
	Long	Short	Spreads	Long	Short	Long	Short	Long	Short
Contracts	78,088	232,380	312,548	313,047	192,694	703,386	737,622	76,794	42,855
Net Long/Short by Category	Short 154,292			Long 120,353					
% of Open Interest	10.0	29.8	40.0	40.1	24.7	90.2	94.5	9.8	5.5
# Traders in Each Category	70	89	125	80	67	236	214		

Natural Gas <u><i>ICE OTC Henry Hub</i></u> Futures Positions As Of February 16 (via CFTC Weekly Report)									
	Non-Commercial			Commercial		Total		Non-Reportable Positions	
	Long	Short	Spreads	Long	Short	Long	Short	Long	Short
Contracts	581,618	57,466	1,205,537	2,122,779	2,658,600	3,909,934	3,921,603	46,100	34,431
Net Long/Short by Category	Long 524,152			Short 535,821					
% of Open Interest	14.7	1.5	305	53.7	67.2	98.8	99.1	1.2	0.9
# Traders in Each Category	46	29	66	123	119	194	190		

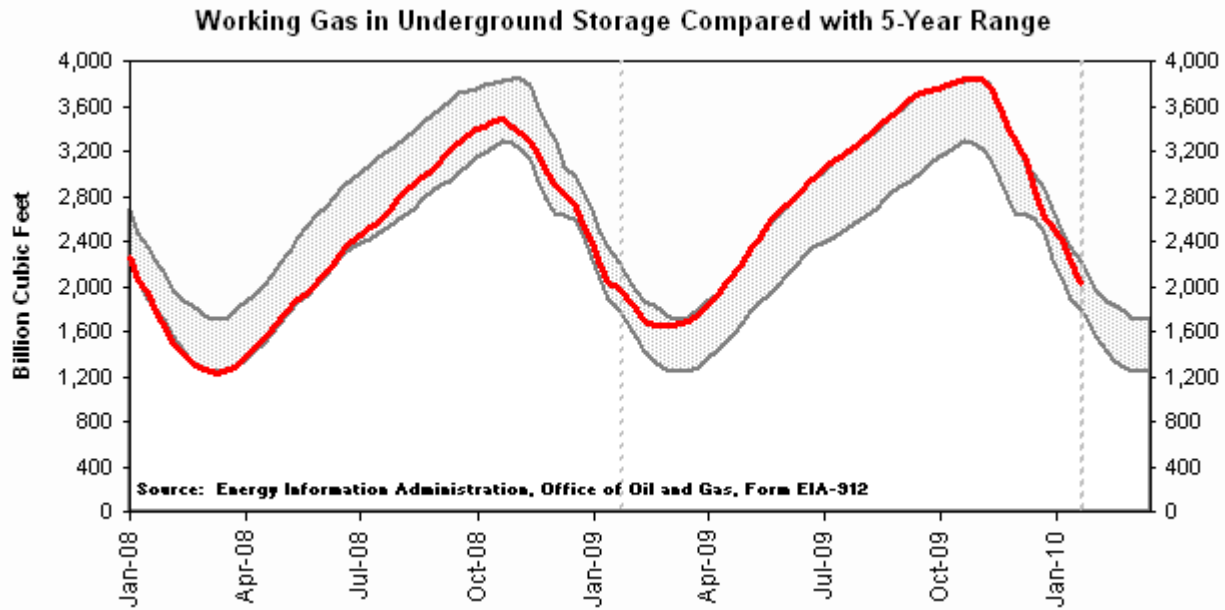


Department of Energy: [Weekly Natural Gas Storage Report](#)

Department of Energy: [Natural Gas Weekly Update](#)

Department of Energy: [Working Gas in Underground Storage](#)

**Gas in Storage vs. 5 Year Range (Source: Dept. of Energy)**



**NOTE:** The content on this site (or newsletter or in the email), including news, quotes, data and other information, is provided by SCS and its third party content providers for your personal information only, and is not intended for trading purposes. Content on this site is not appropriate for the purposes of making a decision to carry out a transaction or trade. Nor does it provide any form of advice (investment, tax, legal) amounting to investment advice, or make any recommendations regarding particular financial instruments, investments or products.

SCS does not provide investment advice nor recommendations to buy or sell securities. We do not request personal information in any unsolicited email correspondence with our customers. Any correspondence offering trading advice or unsolicited message asking for personal details should be treated as false and reported to [cpatterson@scsotc.com](mailto:cpatterson@scsotc.com).