

S.C.S. Commodities/OTC Corp

www.scscommodities.com

Telephone (646) 825-3880

Crude Options Floor Booth: (212) 738-6767

Fax (646) 825-3898

ClearPort OTC Desk: (646) 825-3880

02/23/10 Crude Options Trading Summary

Volume Traded Source: NYMEX TMS	NYMEX LO Open Outcry Volume:		RBOB OB Floor Volume	
	LO Globex Volume:			
	LO PNT Volume:		OB PNT Volume:	
	LC Open Outcry Volume:		Heating Oil OH Floor Volume:	
	LC Globex Volume:			
	LC PNT Volume:		OH PNT Volume:	
April Open Interest	LO Calls: 265,947 (+1,264)	June Open Interest	LO Calls: 442,753 (+1,311)	
	LO Puts: 210,099 (+1,825)		LO Puts: 523,795 (+4,563)	
	LC Calls: 16,131 (+200)		LC Calls: 37,330 (-50)	
	LC Puts: 18,733 (+450)		LC Puts: 22,099 (+450)	
May Open Interest	LO Calls: 130,786 (+1,047)	July Open Interest	LO Calls: 60,521 (+1,187)	
	LO Puts: 98,513 (+3,637)		LO Puts: 58,201 (+520)	
	LC Calls: 2,253 (0)		LC Calls: 404 (0)	
	LC Puts: 3,463 (0)		LC Puts: 3,463 (0)	

Trades of the Day

- 1) J 70/71.5 ps vs 79.20 trades 15
- 2) N 70/80 1 x 2 ps vs 80.40 trades 126
- 3) M 65/70 ps vs 80.00 trades 74 now 74/75
- 4) M 81 Straddle trades 960
- 5) Z11 75/100 fence vs 84.00 trades 220
- 6) Z 81 Straddle trades 1700
- 7) M 85/95 1 x 2 cs trades 112
- 8) Z11 85/100 1 x 2 cs trades 15
- 9) U 120 call trades 32

First New

Source: NYMEX

	STRIKE	Straddle	
		BID	OFFER
CL JO	79	490	505
CL KO	79.5	735	755
CL MO	80	940	960
CL NO	80	1105	1125
CL O0	80.5	1225	1250
CL U0	81	1355	1380
CL V0	81	1465	1490
CL X0	81.5	1560	1590
CL Z0	81.5	1655	1680
CL M1	83	2040	2080

02/23/10 Crude Futures Trading Summary			Source: NYMEX
NYMEX CL Open Outcry Volume		CL Open Interest	1,263,472
NYMEX CL Globex Volume		Change in Open Interest	-34,044
NYMEX CL PNT Volume (Includes ClearPort, EFP, and Block Volumes)		March Open Interest (CL)	6,114 (-21,647)
		April Open Interest (CL)	265,047 (-5,551)
		May Open Interest (CL)	159,925 (+2,509)
		June Open Interest (CL)	155,724 (-2,232)
NYMEX Brent Last Day (BZ)		BZ Open Interest	3,152 (+191)
Brent-Dubai Swap (DB)		DB Open Interest	33,210 (+150)
WTI Cal. Swap (CS)		CS Open Interest	221,652 (+1,235)
WTI Financial (WS)		WS Open Interest	129,364 (-7,401)
Yesterday's Brent ICE Volume	362,085	April Brent Open Interest	196,343
		May Brent Open Interest	178,374
		June Brent Open Interest	127,695
Yesterday's WTI ICE Volume	131,035	April ICE WTI Open Int	112,762
		May ICE WTI Open Int	53,412
		June ICE WTI Open Int	52,248
Products Trading Summary			
RBOB Open Outcry Volume		RB Open Interest	264,307
RBOB Globex Volume		Open Interest Change	+5,892
RB PNT Volume			
Heating Oil Open Outcry Volume:		Heating Oil Open Interest	306,863
HO Globex Volume:		Open Interest Change	+5,574
HO PNT Volume:			

EIA Weekly Inventory Data (Released February 18, 2009)		Source: US Dept. of Energy
Location	Stocks (Million Barrels)	Change From Prev. Week (Million Barrels)
Crude Oil (USA)	334.503	+3.085
East Coast (PADD I)	13.101	-0.275
Midwest (PADD II)	81.313	-0.771
Cushing, Oklahoma	30.612	-0.710
Gulf Coast (PADD III)	177.901	+4.700
Rocky Mountains (PADD IV)	15.449	-0.188
West Coast (PADD V)	46.739	-0.381
Strategic Petroleum Reserve	726.615	Unchanged
Refinery Utilization	79.75	+0.64%
Gasoline Stocks	232.065	+1.620
Distillate Stocks	153.255	-2.937

Brent Settlement Data

J0	K0	M0	N0	Q0	U0	V0	X0	Z0	F1	G1	H1	J1	K1	M1	
	-38	-90	-143	-191	-234	-273	-307	-342	-375	-408	-441	-473	-502	-529	
	K0	-52	-105	-153	-196	-235	-269	-304	-337	-370	-403	-435	-464	-491	
		M0	-53	-101	-144	-183	-217	-252	-285	-318	-351	-383	-412	-439	
	J0	7725		N0	-48	-91	-130	-164	-199	-232	-265	-298	-330	-359	-386
	K0	7763	J/K	-38	Q0	-43	-82	-116	-151	-184	-217	-250	-282	-311	-338
	M0	7815	K/M	-52		U0	-39	-73	-108	-141	-174	-207	-239	-268	-295
	N0	7868	M/N	-53			V0	-34	-69	-102	-135	-168	-200	-229	-256
	Q0	7916	N/Q	-48				X0	-35	-68	-101	-134	-166	-195	-222
	U0	7959	Q/U	-43					Z0	-33	-66	-99	-131	-160	-187
	V0	7998	U/V	-39						F1	-33	-66	-98	-127	-154
	X0	8032	V/X	-34							G1	-33	-65	-94	-121
	Z0	8067	X/Z	-35								H1	-32	-61	-88
	F1	8100	Z/F	-33									J1	-29	-56
	G1	8133	F/G	-33										K1	-27
H1	8166	G/H	-33											M1	
J1	8198	H/J	-32												
K1	8227														

Spot-Red	Red-Blue
J	-473
K	-464
M	-439
N	-409
Q	-379
U	-352
V	-329
X	-311
Z	-291
F	-272
G	-253
H	-234

Brent Spreads						Brent Calendar Averages				
Z0/Z1	-291	M0/Z0	-252	M4/Z4	-69		2011	2012	2013	2014
Z1/Z2	-153	Z0/M1	-187	Z4/M5	-81	Today	8249	8444	8564	8675
Z2/Z3	-92	M1/Z1	-104	M5/Z5	-81	Last	8378	8559	8677	8791
Z3/Z4	-135	Z1/M2	-81	Z5/M6	-91	Diff.	-128	-115	-113	-116
Z4/Z5	-162	M2/Z2	-72	M6/Z6	-91					
Z5/Z6	-182	Z2/M3	-50	Z6/M7	-104					
Z6/Z7	-208	M3/Z3	-42	M7/Z7	-104					
		Z3/M4	-66							

Arb Values	
JJ	161
KK	166
MM	159
NN	149
QQ	141
UU	125
VV	115
XX	110
ZZ	107
FF	96
GG	86

WTI/Brent Box Settle		
J/K	-5	
K/M	7	
M/N	10	
N/Q	12	
Q/U	12	
U/V	10	

	Apr	May	Jun	Jul
HI	7864	7911	7965	8015
LO	7657	7700	7765	7817
ST	7725	7763	7815	7868

		Q1 11	8133	Q1 12	8386	Q1 13	8529	Q1 14	8625	Q1 15	8766
Q2 10	7768	Q2 11	8226	Q2 12	8426	Q2 13	8554	Q2 14	8658	Q2 15	8806
Q3 10	7914	Q3 11	8294	Q3 12	8464	Q3 13	8575	Q3 14	8691	Q3 15	8847
Q4 10	8032	Q4 11	8343	Q4 12	8500	Q4 13	8596	Q4 14	8726	Q4 15	8887

[North Sea Maritime Weather](#) (From the United Kingdom Office of Meteorology)

Brent Settlement Data

News Stories of the Day

[Shell said to seek \\$1.1 billion offers for LPG unit; hires Credit Suisse \(Bloomberg\)](#)

[Dragon oil plans to invest \\$870 million to boost Turkmen gas, oil output \(Bloomberg\)](#)

[Gasoline may drop to \\$1.95 on bearish reversal pattern: technical analysis \(Bloomberg\)](#)

[Total guarantees no other French refineries will shut as strike continues \(Bloomberg\)](#)

API Weekly Supply Data (Released February 23,, 2010)			Source: API
Location	Week Ended 2/19/10	Week Ended 2/12/10	Change in Week
Crude Oil (USA)	334.425	337.562	-3.137
PADD 1	11.389	13.013	-1.624
PADD 2	80.517	81.956	-1.439
Cushing, OK	28.091	29.707	-1.616
PADD 3	177.378	179.044	-1.666
PADD 4	15.296	15.145	0.151
PADD 5	49.845	48.404	1.441
Refinery Runs	13.800	13.576	+0.224
Crude Imports	9.192	8.039	+1.153
Gasoline Stocks (USA)	232.015	230.277	+1.738
Distillate Stocks	158.713	159.547	-0.834
Jet Fuel Stocks	43.745	43.784	-0.039

WTI Crude Oil <u>NYMEX</u> Futures Positions As Of February 16 (via CFTC Weekly Report)									
	Non-Commercial			Commercial		Total		Non-Reportable Positions	
	Long	Short	Spreads	Long	Short	Long	Short	Long	Short
Contracts	236,003	167,567	312,978	685,344	752,309	1,234,325	1,232,854	67,299	68,770
Net Long/Short	Long 68,436			Short 66,965					
% of Open Interest	18.1	12.9	24.0	52.7	57.8	94.8	94.7	5.2	5.3
# Traders in Each Category	106	90	138	89	96	278	256		

WTI Crude Oil ICE EUROPE FUTURES Positions As Of February 16 (via CFTC Weekly Report)

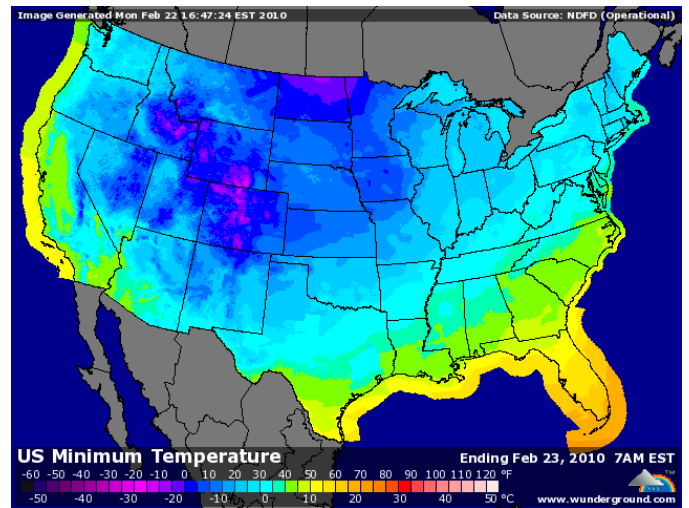
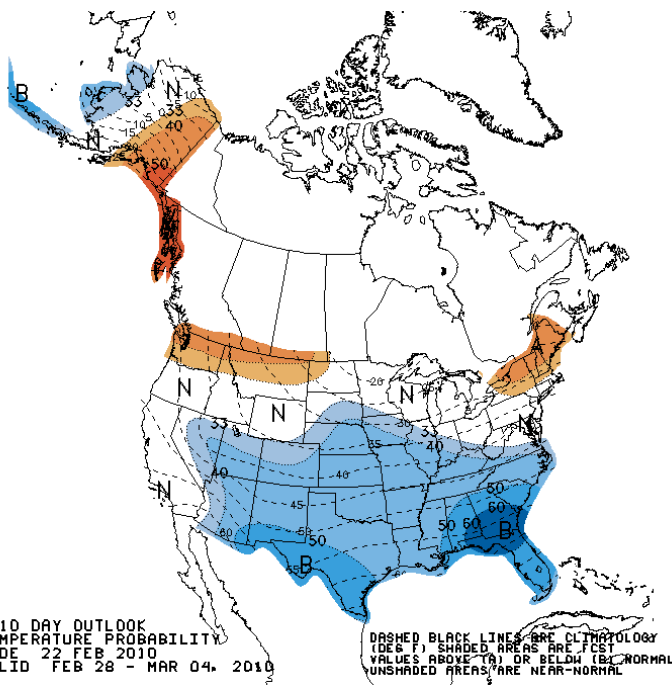
	Non-Commercial			Commercial		Total		Non-Reportable Positions	
	Long	Short	Spreads	Long	Short	Long	Short	Long	Short
Contracts	40,557	27,381	91,674	351,757	366,126	483,988	485,181	16,125	14,932
Net Long/Short	Long 13,176			Short 14,369					
% of Open Interest	8.1	5.5	18.3	70.3	73.2	96.8	97.0	3.2	3.0
# Traders in Each Category	29	14	35	56	64	99	103		

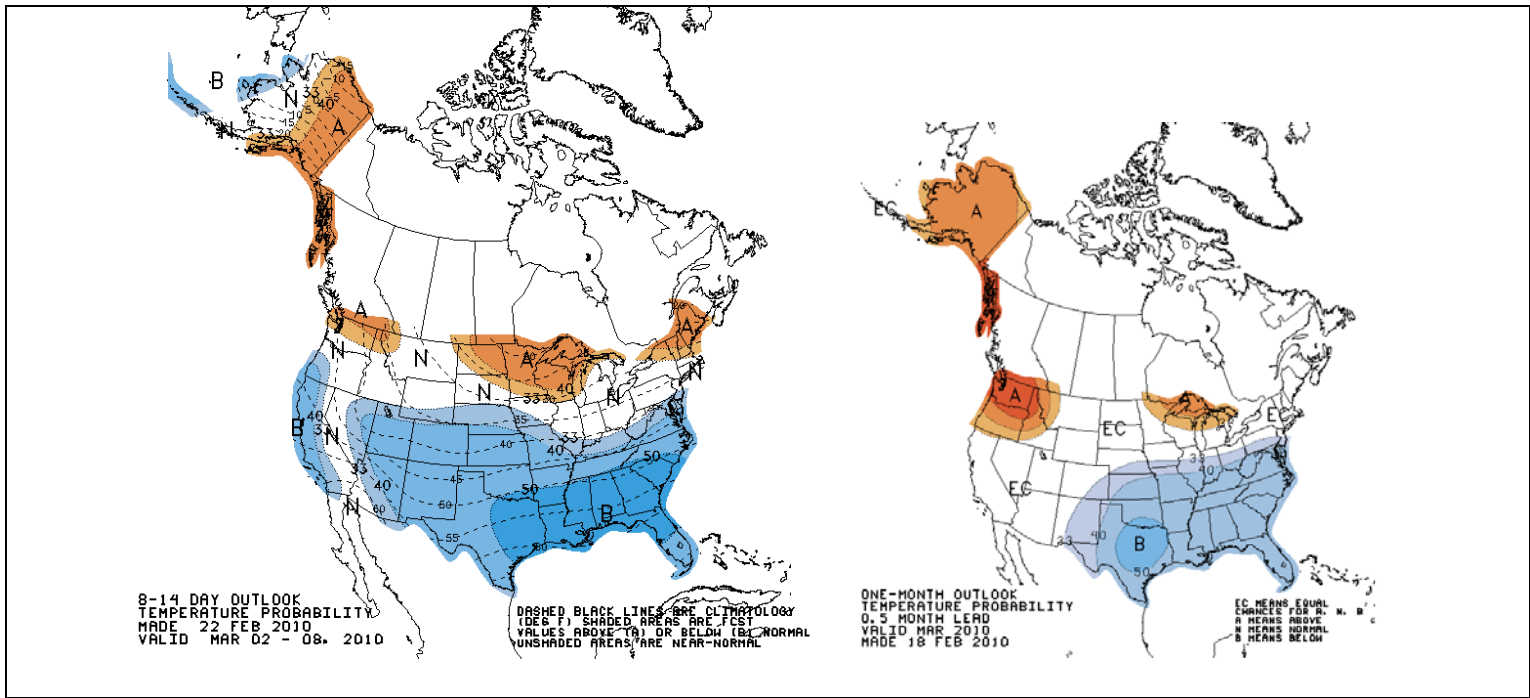
Weather News

Source: NOAA, Wunderground.com

NOAA: [90 Day Outlooks](#)

Weather Underground: [Severe Weather Map](#)





Government Data

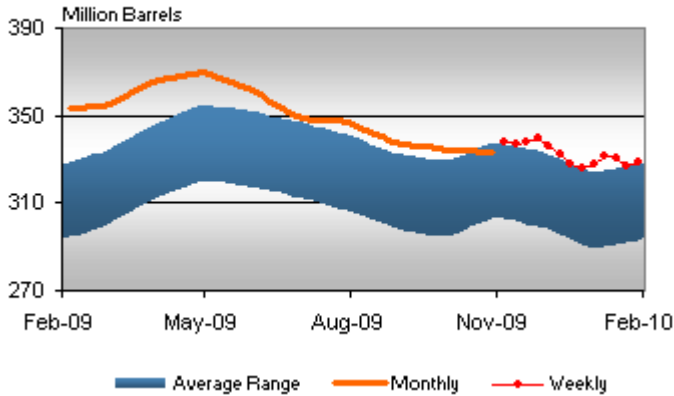
Source: Dept. of Energy

Department of Energy: [Crude Oil Supply Data](#)

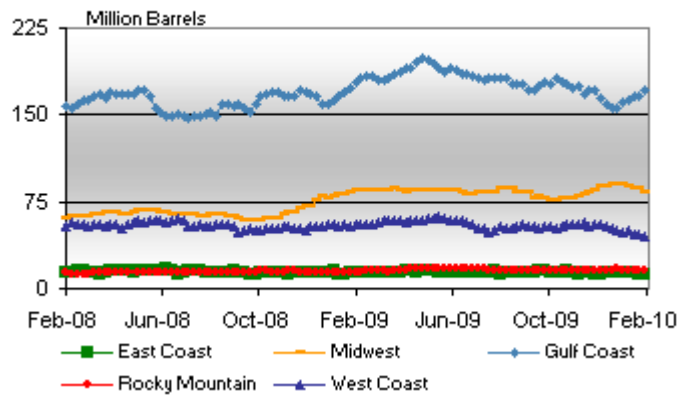
Department of Energy: [This Week In Petroleum](#)

Department of Energy: [Weekly Petroleum Status Report Highlights](#) (.PDF file)

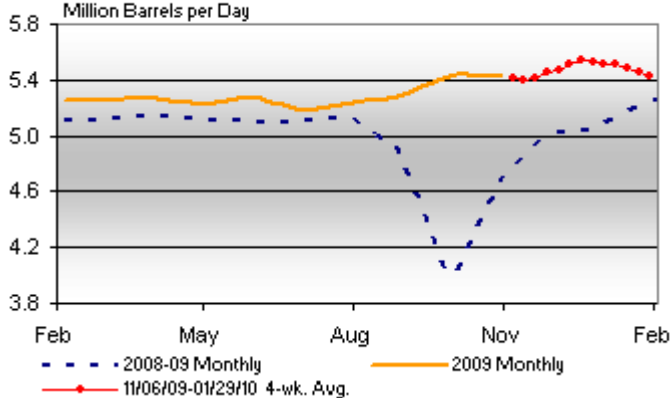
U.S. Crude Oil Stocks



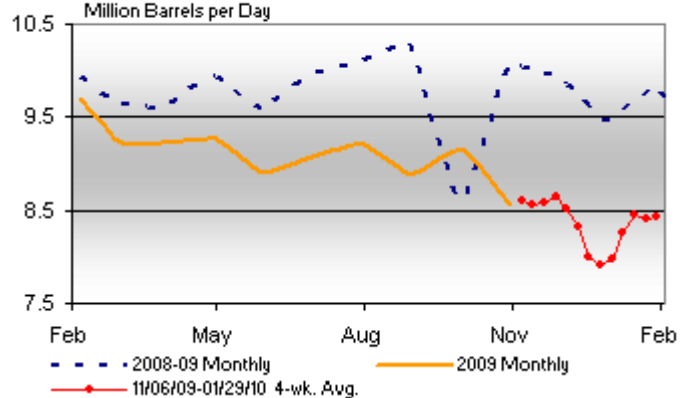
Regional Crude Oil Stocks

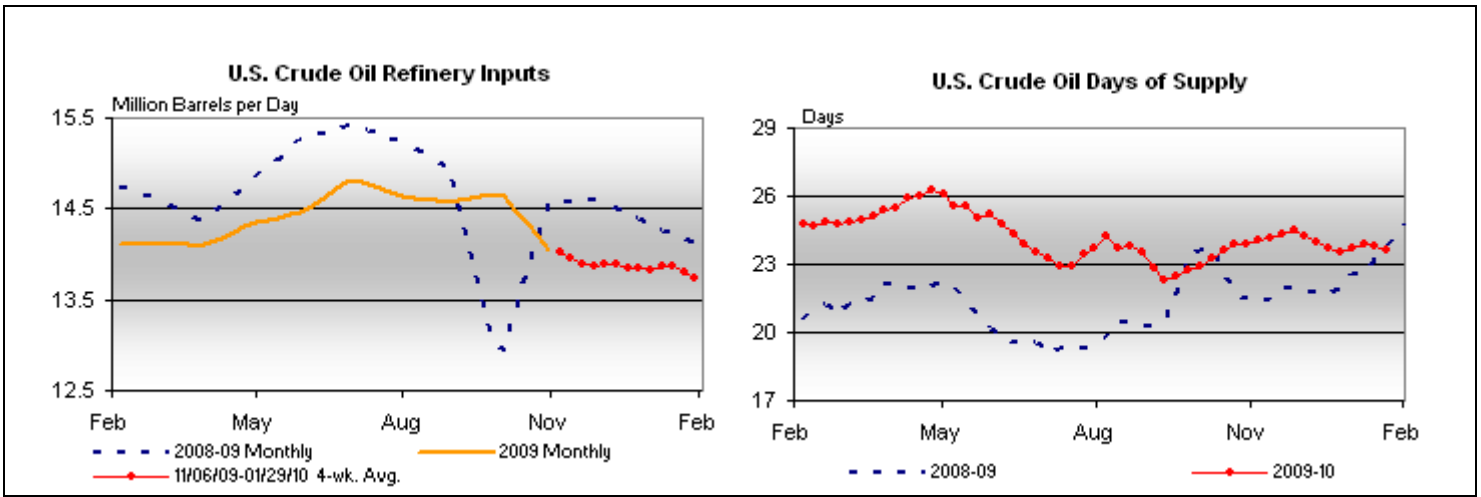


U.S. Crude Oil Domestic Production



U.S. Crude Oil Imports





NOTE: The content on this site (or newsletter or in the email), including news, quotes, data and other information, is provided by SCS and its third party content providers for your personal information only, and is not intended for trading purposes. Content on this site is not appropriate for the purposes of making a decision to carry out a transaction or trade. Nor does it provide any form of advice (investment, tax, legal) amounting to investment advice, or make any recommendations regarding particular financial instruments, investments or products. Past performance is no guarantee of future results.

SCS does not provide investment advice nor recommendations to buy or sell securities. We do not request personal information in any unsolicited email correspondence with our customers. Any correspondence offering trading advice or unsolicited message asking for personal details should be treated as false and reported to cpatterson@scsotc.com.